



- [Mahatma Gandhi's Biography](#)
- [Mahatma Gandhi's Natal Astrology Report](#)
- [Mahatma Gandhi's Karmic Insight Astrology Report](#)
- [Mahatma Gandhi's Major Life Themes Astrology Report](#)
- [Mahatma Gandhi's Numerology Report](#)

Mahatma Gandhi

Personality Profile

Enneagram

Type: [One](#)
Wing: [Nine](#) (i.e., One with a Nine-wing)
Subtype: Sexual

Myers-Briggs

Temperament: [True Blue](#)
Temperament combination: [True Blue/Deep Green](#)
Type: [INFJ](#)

Primary Aura Color(s): [Indigo](#) and [Violet](#)

Multiple Intelligences: [Verbal-Linguistic](#) and [Intrapersonal](#)

Dosha Type: [Vata-Pitta](#)

Michael Teachings: Transcendent Priest

DiSC

Social Style: Conscientious
Personality Style (Travis Bradberry): The Innovator
Personality Style (Inscape Publishing): The Creative Pattern

Astrology

Date of Birth: October 2, 1869

Time of Birth: 7:11 am

Place of Birth: Porbander, India

Western Sun sign/Moon sign/Rising sign: Libra/Leo/Libra

Vedic Sun sign/Moon sign/Rising sign: Virgo/Cancer/Libra

Vedic Moon's Nakshatra: Aslesha

Numerology

Full Name at Birth: Mohandas Karamchand Gandhi

Life Path Number: [27/9](#) (method: $10/2/1869 = 1+0+2+1+8+6+9 = \boxed{27}$ and $2+7 = \boxed{9}$)

Birthday Number: [2](#)

Expression Number: [3](#)

Heart's Desire Number: [3](#)

Personality Number: [11/2](#)

Maturity Number: [3](#)

First Name Chord: [8-3](#)

Mahatma Gandhi's WESTERN Astrology Chart (using Kepler)

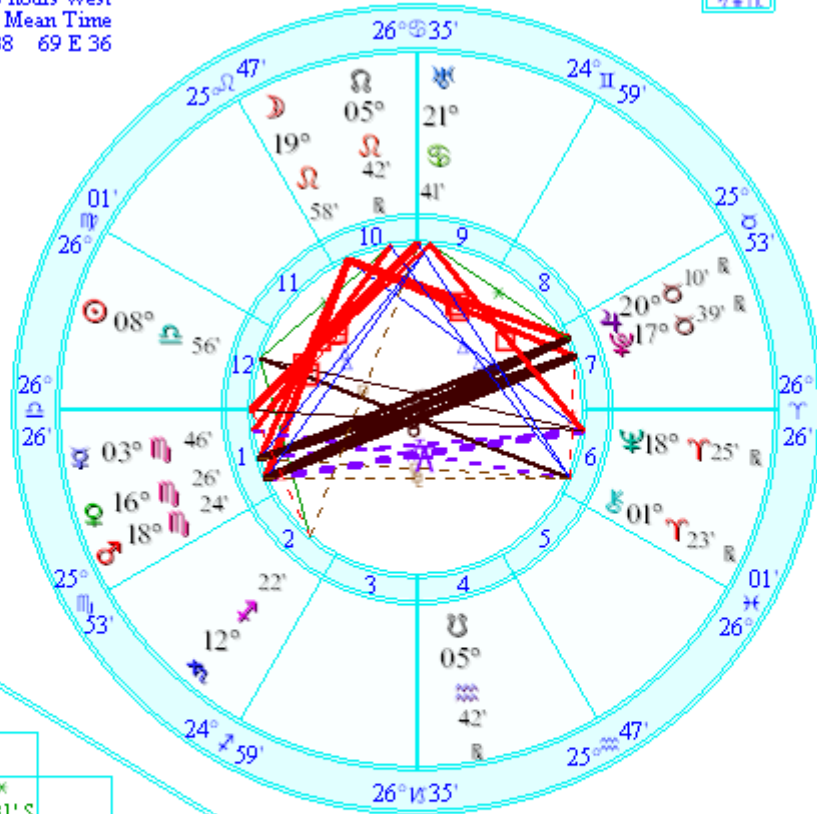
Mohandas Gandhi
 October 2, 1869
 7:11 AM
 Porbandar, India
 NATAL CHART

Tropical Koch
 Time Zone: 0 hours West
 Local Mean Time
 21 N 38 69 E 36

♁♂♃♄♅♆♇♈♉♊♋♌♍♎♏♐♑♒♓

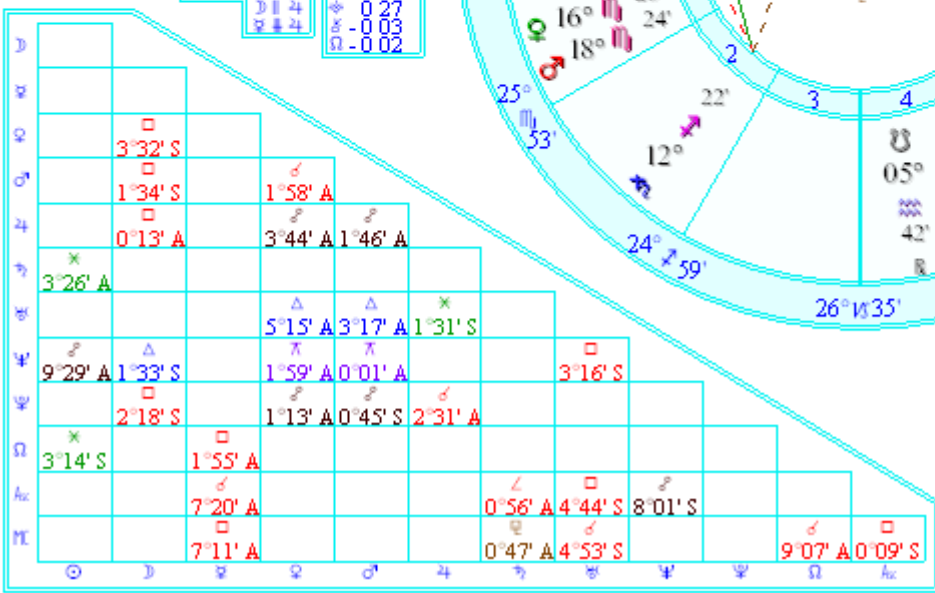
Fir 0
 Ear 0
 Air 1
 Wat 0
 Car 1
 Fix 0
 Mut 0
 210101000AASCCEEND
 32114
 112003
 3361
 PLANET
 1000AASCCEEND

Mean Moon's Node 4♌11 Speed
 Part of Fortune (day) 7♍28 ♂ 0 59
 Part of Spirit (day) 15♌24 ♀ 14 26
 Vertex 22♌29 ♀ 0 37
 Equatorial Asc. 0♍44 ♀ 1 12
 Sidereal Time 7:54:26 ♀ 0 42
 G.M.T. 2:32:36 ♀ -0 04
 Ephem Time-GMT 0:00:02 ♀ 0 04
 Krishnamurti Ayan. 21°56'15" ♀ -0 01
 ♀ -0 02
 ♀ -0 01
 ♀ -0 01
 ♀ -0 17
 ♀ 0 06
 ♀ 0 27
 ♀ -0 03
 ♀ -0 02



Decl.
 ♀ 3 S 32
 ♀ 16 N 02
 ♀ 15 S 54
 ♀ 17 S 41
 ♀ 17 S 51
 ♀ 16 N 33
 ♀ 20 S 58
 ♀ 22 N 09
 ♀ 5 N 39
 ♀ 2 N 16
 ♀ 12 N 52
 ♀ 9 S 34
 ♀ 12 S 19
 ♀ 21 S 54
 ♀ 3 N 38
 ♀ 18 N 52

Long.
 ♀ 3 N 12 R
 ♀ 29 N 12 R
 ♀ 26 N 19
 ♀ 13 S 46
 ♀ 1 T 23 R



Russell Rowe
 1502 Cuyamaca Avenue
 Spring Valley, CA 91977
 Phone: (619) 347-5440
 Website: www.RussellRowe.com
 E-mail: grussrowe@cox.net

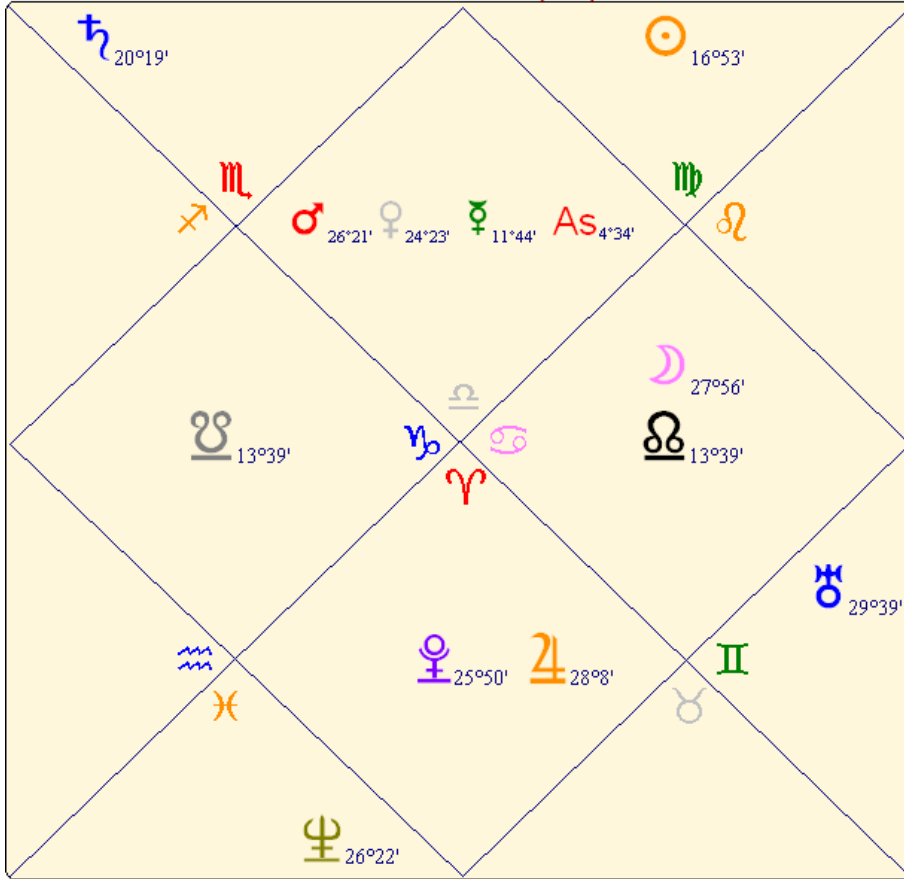
Table of Correspondences Between Planets, Signs and Houses

Sign	Planet	House
Aries (♈)	Mars (♂)	1 st
Taurus (♉)	Venus (♀)	2 nd
Gemini (♊)	Mercury (♃)	3 rd
Cancer (♋)	Moon (♁)	4 th
Leo (♌)	Sun (♁)	5 th
Virgo (♍)	Mercury (♃)	6 th
Libra (♎)	Venus (♀)	7 th
Scorpio (♏)	Pluto (♇)	8 th
Sagittarius (♐)	Jupiter (♃)	9 th
Capricorn (♑)	Saturn (♄)	10 th
Aquarius (♒)	Uranus (♅)	11 th
Pisces (♓)	Neptune (♆)	12 th

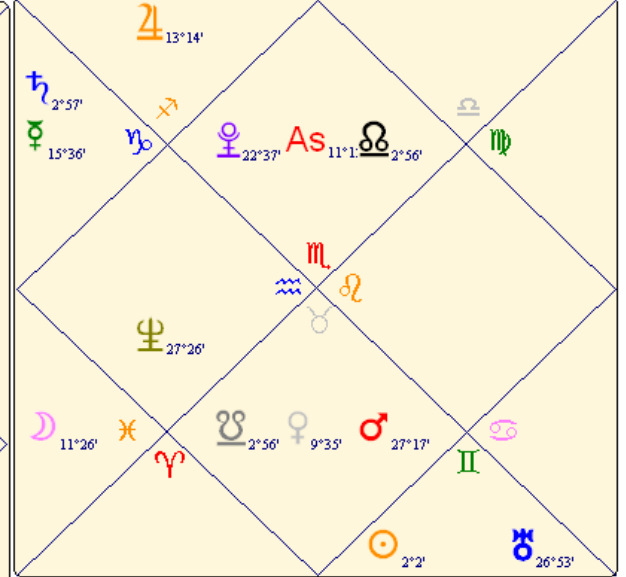
Mahatma Gandhi's VEDIC Astrology Charts (using Shri Jyoti Star)

Gandhi, Mohand 10/ 2/ 1869 7:11 <NowSan Diego> 7/24/ 2008 16:54 Pg 1 Pg 4D <<Run << >> Run>> To Printed Page Designer

Gandhi, Mohandas - Rashi (D-1) - General



Gandhi, Mohandas - Navamsha (D-9) - Dharma/Spou

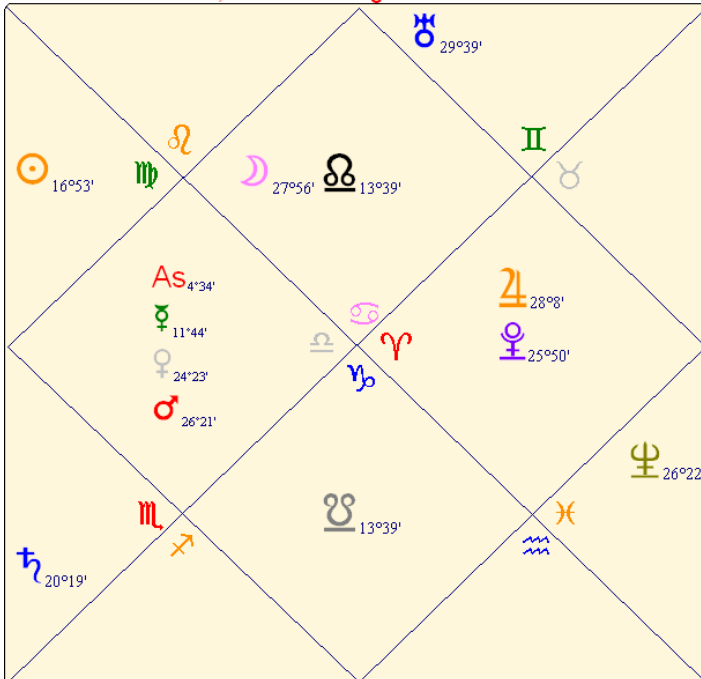


Vimshottari <<Date>> <<Lev>> Para Aspects/60 (Rasi)

Start Date	Age	Dashas	Asc	1	2	3	4	5	6	7	8	9	10	11	12
9/ 9/ 1869	-0.1	☿	♈	♈	♈	♈	♈	♈	♈	♈	♈	♈	♈	♈	♈
2/ 11/ 1870	0.4	☿	♈	♈	♈	♈	♈	♈	♈	♈	♈	♈	♈	♈	♈
7/ 1/ 1870	0.7	☿	♈	♈	♈	♈	♈	♈	♈	♈	♈	♈	♈	♈	♈
8/ 27/ 1870	0.9	☿	♈	♈	♈	♈	♈	♈	♈	♈	♈	♈	♈	♈	♈
2/ 7/ 1871	1.4	☿	♈	♈	♈	♈	♈	♈	♈	♈	♈	♈	♈	♈	♈
3/ 28/ 1871	1.5	☿	♈	♈	♈	♈	♈	♈	♈	♈	♈	♈	♈	♈	♈
6/ 18/ 1871	1.7	☿	♈	♈	♈	♈	♈	♈	♈	♈	♈	♈	♈	♈	♈
8/ 14/ 1871	1.9	☿	♈	♈	♈	♈	♈	♈	♈	♈	♈	♈	♈	♈	♈
1/ 9/ 1872	2.3	☿	♈	♈	♈	♈	♈	♈	♈	♈	♈	♈	♈	♈	♈
5/ 19/ 1872	2.6	☿	♈	♈	♈	♈	♈	♈	♈	♈	♈	♈	♈	♈	♈
5/ 28/ 1872	2.7	☿	♈	♈	♈	♈	♈	♈	♈	♈	♈	♈	♈	♈	♈
6/ 22/ 1872	2.7	☿	♈	♈	♈	♈	♈	♈	♈	♈	♈	♈	♈	♈	♈

Gandhi, Mohand 10/ 2/ 1869 7:11 <NowSan Diego> 7/24/ 2008 16:54 Pg 1 Pg 4D <<Run << >> Run>> To Printed Page Designer

Gandhi, Mohandas - Sign chart from Moon

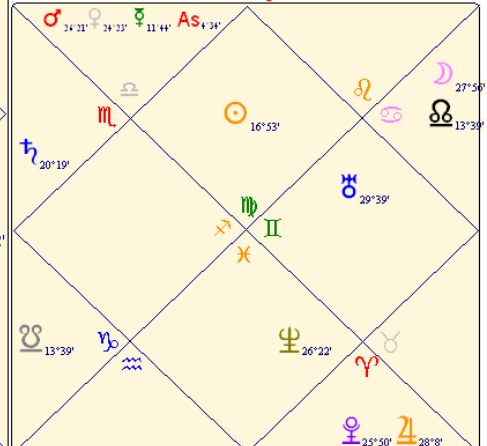


Planet Nakshatras + Pushkar Navamsas

Pla	Nakshatra	No	Lords	Pla	Dg	Mn	Sgn	R	Dig	Nav	Dig	
Asc	Chitra	14:4	☿	Asc	4°	34'	♈		Friend	II	Dig	
	Hasta	13:3	♃		16°	53'	♈		Friend	II	Dig	
	Aslesha	9:4	♃		27°	56'	♈		Own	♋	Frien	
	Vishaka	16:2	♃		26°	21'	♈		Enemy	♋	Ener	
	Swati	15:2	♃		11°	44'	♈		Neutr	♋	Ener	
	Krittika	3:1	♃		28°	8'	♈	♃	R Neutr	♋	Own	
	Vishaka	16:2	♃		24°	23'	♈		Own	♋	Own	
	Jyestha	18:2	♃		20°	19'	♈		Neutr	♋	Own	
	Pushyami	8:4	♃		13°	39'	♈	♃	R Enemy	♋	Debi	
	Shravana	22:2	♃		13°	39'	♈	♃	R Friend	♋	Debi	
					29°	39'	♈		♃	26° 22'	♋	
					25°	50'	♈		♃	R Mandi	27° 14'	♋

*Pushkar, also: Ard, PPD, HoL, InL

Gandhi, Mohandas - Sign chart from Sun



Mahatma Gandhi's Numerology Chart

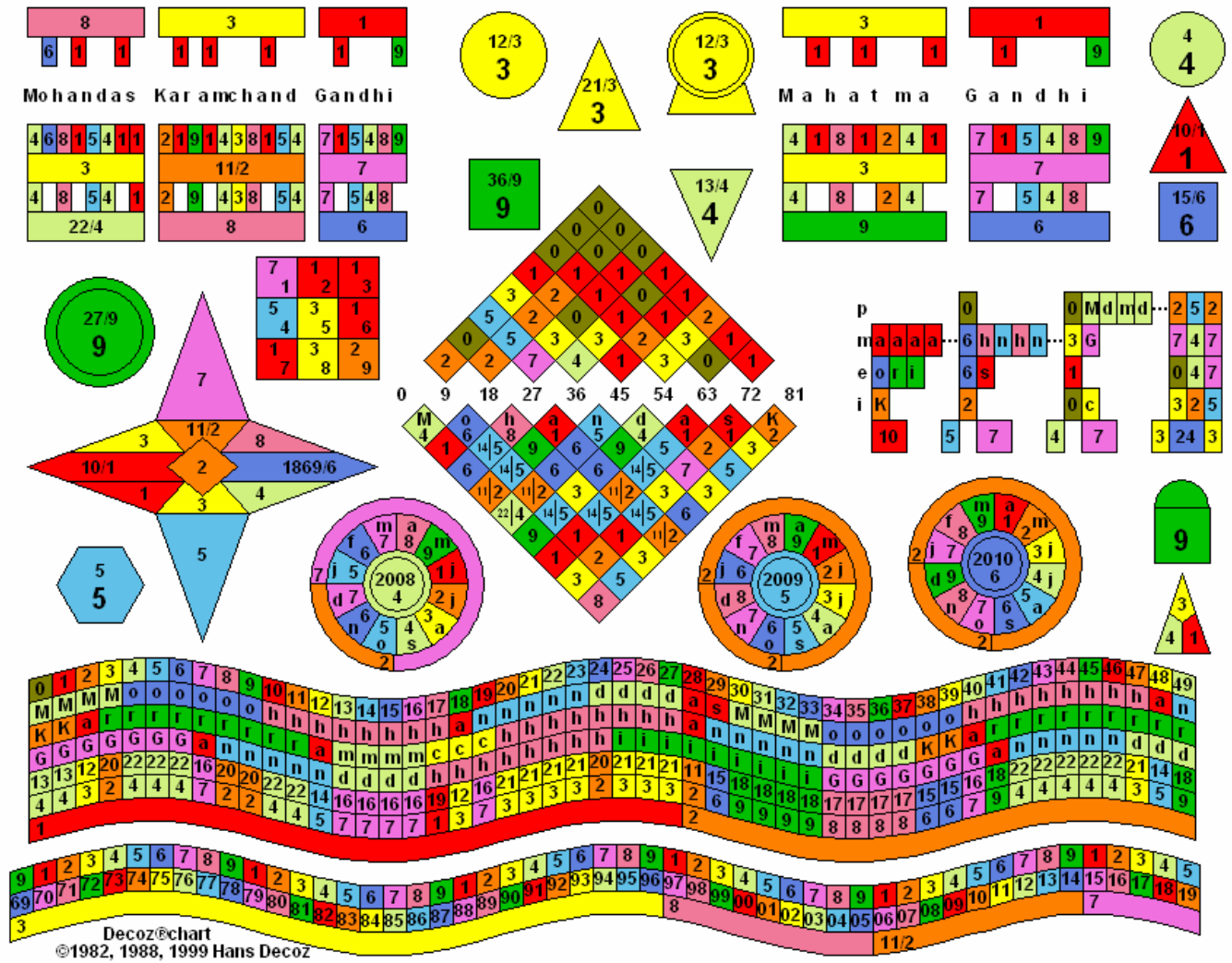


Chart to Interpret Mahatma Gandhi's Numerology Chart and Report

ChartMaker Lay-out

More information about this charting system can be found at www.decoz.com or in the book "Numerology; Key To Your Inner Self" by Hans Decoz with Tom Monte. Avery Publishing Group, NY.

